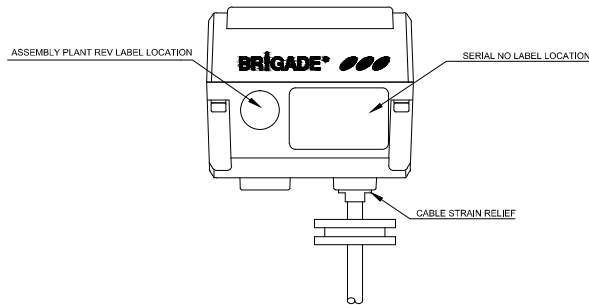
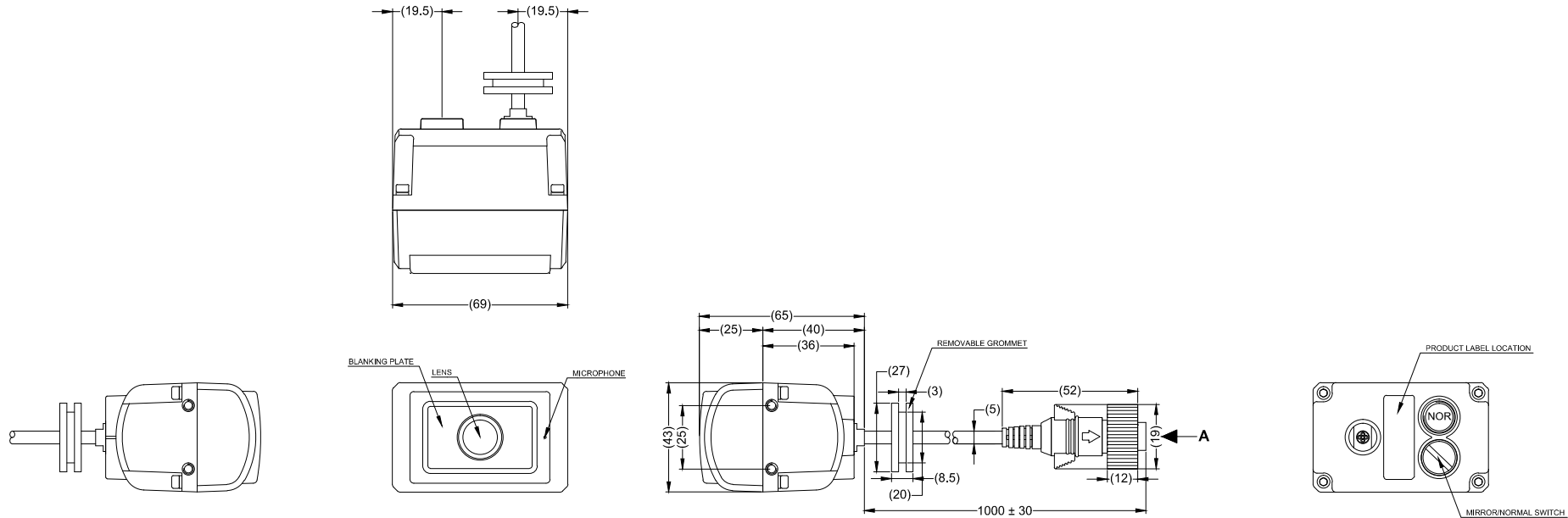


CHANGES FROM BASE PRODUCT BE-800C-C (3243C) TO BE-800C-NIR-C (4248A)

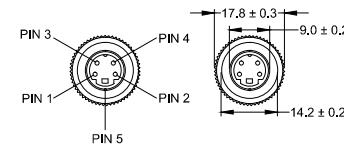
- CHANGE:
1. IR LED PCB REPLACED BY IR PCB WITH LEDS DEPOPULATED .
 2. BLANKING PLATE ADDED TO COVER IR LED OPENINGS.
 3. REPLACE BE-800C-C PD-LBL WITH BE-800C-NIR-C PD-LBL.

- OPERATION:
1. NO IR ILLUMINATION.

Revision Notes.				
R1 -				
APA: -	Drawn:-	Checked:-	Approved:-	Date: -



VIEW A



4 PIN MINI DIN MALE MATING FACE

PIN #	WIRE COLOUR	DESCRIPTION
1	YELLOW	VIDEO
2	RED	+12V
3	BLUE	N.C
4	WHITE	AUDIO
5	BLACK/SHIELD	GND

- NOTES:
1. REFER TO COMPONENT DRAWINGS FOR COMPONENT DETAILS.
 2. ENSURE SELF AMALGAMATING TAPE IS USED DURING INSTALLATION.
 3. ANY CUSTOMER MODIFICATION OF THIS PRODUCT CAUSING SUBSEQUENT FAILURE IS NOT A LIABILITY OF BRIGADE ELECTRONICS PLC.
 4. FOR PRODUCT LABEL REFER TO LATEST REVISION OF DRAWING BE-002900-XX-14.
 5. FOR SERIAL NUMBER LABEL REFER TO LATEST REVISION OF DRAWING BE-001655-XX-11.

PROPRIETARY NOTICE
THIS DESIGN AND TECHNICAL INFORMATION APPEARING ON THIS DRAWING IS THE PROPERTY OF BRIGADE ELECTRONICS, AND IS DISCLOSED IN CONFIDENCE. IT IS NOT TO BE COPIED, REPRODUCED, REVEALED TO OR EXPROPRIATED BY OTHERS, EITHER IN WHOLE OR IN PART WITHOUT THE EXPRESS WRITTEN CONSENT OF BRIGADE ELECTRONICS.



Assembly Pl Approval T.CHOI 27/10/14	Approved by B.CHILDS	Checked by R.BATES	Drawn by P.MISSEN
Angle of Projection 	Units mm	Scale N/A	Released 31/10/14
Status RELEASED		BE-800C-NIR-C	
Part No 4248A		BE-003013-00-14	